






## HOW TO MAKE YOUR BUNTING

SUPPLIES: SCISSORS, STRING, STAPLER

- 1 Cut out all triangles along dotted line
- 2 Cut string to length allowing for a soft curve when tied up
- 3 Staple your triangles evenly, back-to-back, along the string with space each end for attachment



LET'S UNITE  
IN THE  
FIGHT  
AGAINST  
T1D

LET'S UNITE  
IN THE  
FIGHT  
AGAINST  
T1D

LET'S UNITE  
IN THE  
FIGHT  
AGAINST  
T1D